

Russell Timber Technology Data Sheet

Timber Composite Insulated Door Sets - QTE 9 & QTE 10


Energy Efficient, Secure & Sustainable

Overview

Russell Timber Technology Timber Composite Insulated door sets from our QTE 9 and QTE 10 ranges, offer the optimum in energy efficiency and security.

Doors from the QTE 9 range are supplied as plain or panelled externally, whilst the QTE 10 doors are produced with a lined effect, and both ranges are plain internally.

Various glazing options are available and all doors can be supplied accompanied with sidelights, screens or fanlights. All products can be designed to bespoke requirements.



Russell Insulated door sets are manufactured from certificated softwood timbers, bonded with aluminium reinforcing plates and high performance PIR insulation to create a strong, stable, secure door with excellent thermal performance.

Secured by Design



Police Preferred Specification



- All single door designs can be manufactured as inward or outward opening French or Double Doors, including fully glazed products. They incorporate an alternative **High Security Fullex Gemini** locking system specifically developed for French or Double Doors. Call us for the full specification.
- All single door designs can be supplied as **Automated for Assistance** where automated locks for locking and/or release are required for the frail or elderly. A 12v motor and power supply unit together with 2m of transition cable and appropriate lock are supplied usage dependent.
- With U-value to 0.8W/m²K, these door sets comply with Level 6 **Code for Sustainable Homes**.
- Our windows and doors are tested to **Secured by Design**.
- All range use timber from managed forests with **Full Chain of Custody**.

All products and production are subject to continuous development. The company reserves the right to amend details and sizes without notice

John A Russell (Joinery) Ltd

8 Dilwara Avenue, Glasgow, G14 0QS

Telephone: 0141 958 0444 | Fax: 0141 958 0333 | Website: www.russelltimbertech.co.uk

Company Registration: SC045289 | VAT No: 260 8552 57 | Data Sheet Ref: PDS 013-02 / 26.02.15

RUSSELL
Timber Technology
Engineered to excel

Russell Timber Technology Data Sheet

Timber Composite Insulated Door Sets - QTE 9 & QTE 10

Energy Efficient, Secure & Sustainable

Specifications

- High energy efficiency - U-Value to 0.8 W/m²K
- 58mm Insulated Composite Door
- Hung in a 80 x 57mm Hardwood Laminated Frame manufactured from the solid. Incorporating:
 - a) a continuous all round Aquamac 21 weather gasket
 - b) adjustable metal security keeps
- High Security 3 point locking system to DIN 18103.
- Kitemarked anti-bump Euro Profile Cylinder with 3 keys
- 1 ½ pairs of Heavy Duty Hi-load Lift Off Hinges
- Handle with integral escutcheon back plate
- Low level cill in or out open
- Laminated/toughened clear or obscure double glazed units
- Fully Factory Finished using Standard or RAL/BS colours

Secured by Design



Police Preferred Specification



Product Codes

- QTE 9 - Doors Flush on Internal Face: 9si (single insulated PANELLED doors)
- QTE 10 - Doors Flush on Internal Face: 10si (single insulated GROOVED doors)


Colours

Our product range can be supplied fully factory finished from a selection of colours. The colours shown are for illustration only. Please check RAL/BS numbers. Other RAL/BS colours can be supplied, which dependant on quantity, may attract an additional charge.



White

NSC S0502Y




Steel Grey

RAL 7011




Pine Green

RAL 6028



Oxford Blue

BS 20D45




Midnight Blue

BS 20C40



Wine Red

RAL 3003



Mahogany

NCS 8010-Y90R

John A Russell (Joinery) Ltd

8 Dilwara Avenue, Glasgow, G14 0QS

Telephone: 0141 958 0444 | Fax: 0141 958 0333 | Website: www.russelltimbertech.co.uk

Company Registration: SC045289 | VAT No: 260 8552 57 | Data Sheet Ref: PDS 013-02 / 26.02.15

RUSSELL
Timber Technology
Engineered to excel

Russell Timber Technology Data Sheet

Timber Composite Insulated Door Sets - QTE 9 & QTE 10

Energy Efficient, Secure & Sustainable

Styles - QTE 9

Designs with multi-glazing units (9.16, 9.17, 9.18, 9.20, 9.22) are quoted with bronze glazing bars within the glass except products finished in white, which will have white glazing bars within the glass. Timber astragals complete with back-to-back spacer are available on request at an additional cost.



Russell Timber Technology Data Sheet

Timber Composite Insulated Door Sets - QTE 9 & QTE 10

Energy Efficient, Secure & Sustainable

Styles - QTE 10

Designs with multi-glazing units (10.4, 10.7, 10.8, 10.10, 10.12, 10.14 & 10.15) are quoted with bronze glazing bars within the glass except products finished in white, which will have white glazing bars within the glass. Timber astragals complete with back-to-back spacer are available on request at an additional cost.

